














Town of Randolph
Belcher Park and Cochato Camp House

ID	Location	Floor	Room	Element	Type	Photo	Issues	Current Measure	Recommendations	Quantity	Price	Cost Estimation
Approach and Entrance												
Exterior Access Route												
1	Shed	Ext.		Exterior Access Route	Exterior		Accessible route not provided		If the shed is used by members of the public, ensure that it is located on an accessible route.	1	-	\$0
Off-Street Parking Lot or Garage												
2	Parking	Ext.		Off-Street Parking Lot or Garage	N/A		Total # of parking Total # of designated accessible parking spaces Total # of designated van accessible spaces Access aisle not provided Sign not provided	8 - - -	Provide a van accessible parking space with a marked access aisle that is at least 96" wide. Provide a sign with the International Symbol of Accessibility (ISA) with the bottom of the sign 60" min. above the ground. Add the designation "Van Accessible" to the sign located at the van accessible space. Ensure the slope at the parking space and access aisle is no greater than 2.00 % (1:50) in all directions.	1	-	\$0
Exterior Ramp												
3	Ramp to Side Entrance	Ext.		Exterior Ramp	N/A		Not maintained in operable working condition	-	Ensure the ramp is maintained in operable working condition. Provide a compliant ramp 48" wide min. with handrails, landings and edge protection.	1	-	\$0
Entrance												
4	Main Entrance	Ext.		Entrance	Main Entrance		Directional sign to accessible entrance not provided	-	Provide a directional sign indicating the location of the nearest accessible entrance.	1	346	\$346
Access to Goods and Services												





**Town of Randolph
Belcher Park and Cochato Camp House**

ID	Location	Floor	Room	Element	Type	Photo	Issues	Current Measure	Recommendations	Quantity	Price	Cost Estimation
Means of Egress												
5	Egress to Ramp			Means of Egress	N/A		Tactile exit sign not provided		Ensure tactile exit signs with raised characters and braille are provided at exit doors. Mount signs between 48"- 60" above the finished floor located on the latch side of the door.	1	232	\$232
6	Main Egress to Stairs	1		Means of Egress	N/A		Threshold > 1/2" high Tactile exit sign not provided Directional sign to accessible emergency exit not provided		Ensure tactile exit signs with raised characters and braille are provided at exit doors. Mount signs between 48"- 60" above the finished floor located on the latch side of the door. Provide a directional sign indicating the location of the nearest accessible emergency exit. Alter the threshold to be 1/2" high max.	1	614	\$614
Doors, Doorways, & Gates												
7	Shed	Ext.		Doors, Doorways, & Gates	Other		Threshold > 1/2" high	6"	If the shed is used by members of the public, alter the threshold to be 1/2" high max.	1	150	\$150
8	Toilet Room Door	1		Doors, Doorways, & Gates	Toilet Room		Hardware not operable with a closed fist Clear width at door < 32"	25"	Widen the door so that there is 32" min. clear width. Provide hardware that can be operable with one hand and not require tight grasping, pinching, or twisting of the wrist. Note: Cost to widen door and replace door hardware is included in the cost for a new accessible all gender single-user toilet room shown in ID #14.	1	-	\$0
Stairways												
9	Main Entrance	Ext.		Stairways	Egress		Handrails do not extend 12" from stairs Handrails have non-compliant cross section	- -	Bottom: Ensure handrails extend to one tread depth beyond the last riser. Provide handrails with 1 1/4" - 2" circular cross sections.	1	-	\$0


Town of Randolph
Belcher Park and Cochato Camp House

ID	Location	Floor	Room	Element	Type	Photo	Issues	Current Measure	Recommendations	Quantity	Price	Cost Estimation
Dining or Work Surfaces												
10	Picnic Pavilion by Pond	Ext.		Dining or Work Surfaces	Dining Surface		Not on a accessible route Knee or toe clearance not provided		Ensure an accessible route is provided to the picnic pavilion Provide at least one dining surface (picnic table) with 27" min. knee and toe clearance.	1	-	\$0
11	Picnic Pavilion by Parking	Ext.		Dining or Work Surfaces	Dining Surface		At least one or 5% accessible tables not provided Knee or toe clearance not provided		If these picnic tables are used by members of the public, ensure at least one picnic table is accessible and that it is located on an accessible route.	1	-	\$0
Kitchens and Kitchenettes												
12	Kitchen	1		Kitchens and Kitchenettes	N/A		Knee/toe clearance not provided at sink	-	Provide a sink with knee and toe clearance positioned for a forward approach.	1	3094	\$3094
13	Kitchen	1		Kitchens and Kitchenettes	N/A		Knee/toe clearance not provided at cooktop Control panels at cooktop not at front Knee/toe clearance not provided at countertop Wall oven type not provided	- - - -	Provide a cooktop with knee and toe clearance positioned for a forward approach. Provide a cooktop with controls that do not require reaching across burners. Ensure knee and toe clearance are provided at the countertop (if forward approach). Ensure that a wall type oven is provided. Note: Both bottom and side-hinged wall ovens require a retractable "bread board" type shelf.	1	3200	\$3200
Toilet & Bathing Rooms												

Town of Randolph
Belcher Park and Cochato Camp House

ID	Location	Floor	Room	Element	Type	Photo	Issues	Current Measure	Recommendations	Quantity	Price	Cost Estimation
Overall Access												
14	Toilet Room	1		Overall Access	Toilet Room		Turning space not provided Accessible plumbing fixtures or stalls not provided	- -	Renovate to provide an accessible single-user toilet room.	1	24604	\$24604
Play and Sport Areas												
Play Areas												
15	Playground Entrance	1		Play Areas	N/A		Accessible route not provided to playground	21%	Install an accessible route to the playground.	1	-	\$0
16	Playground	Ext.		Play Areas	N/A		Accessible route not provided to playground Accessible route not provided around playground Accessible route not provided to play components	4"	Install an accessible route around the playground. Provide a compliant impact-attenuating surface to and around the play components.	1	-	\$0
Court												
17	Basketball Court	Ext.		Court	Basketball		Court is not connected to an accessible route		Provide a stable, firm and slip resistant accessible route to the basketball court.	1	-	\$0
Best Practice												

Town of Randolph
Belcher Park and Cochato Camp House

ID	Location	Floor	Room	Element	Type	Photo	Issues	Current Measure	Recommendations	Quantity	Price	Cost Estimation
Exterior Stairs												
18	Main Entrance	Ext.		Exterior Stairs	N/A				Recommend providing contrasting colored strips on the exterior stairs.	1	-	\$0