














**Town of Randolph
Randolph Police Station**

ID	Location	Floor	Room	Element	Type	Photo	Issues	Current Measure	Recommendations	Quantity	Price	Cost Estimation
Approach and Entrance												
Off-Street Parking Lot or Garage												
1	Police Station Entrance	Ext.		Off-Street Parking Lot or Garage	Visitor		Total # of designated accessible parking spaces Total # of designated van accessible spaces Sign does not have the designation "Van Accessible" Sign bottom < 60" above finished grade	1 1 - 50"	Add the designation "Van Accessible" to the sign located at the van accessible space. Locate sign with the bottom of the sign 60" above the ground.	1	-	\$0
Access to Goods and Services												
Means of Egress												
2	Main Entrance/Exit	1		Means of Egress	N/A		Illuminated ISA symbol not provided (MAAB) Tactile exit sign not provided	- - -	Ensure tactile exit signs with raised characters and braille are provided at exit doors. Mount signs between 48"- 60" above the finished floor located on the latch side of the door. Provide an illuminated sign with the International Symbol of Accessibility (ISA).	1	432	\$432
Doors, Doorways, & Gates												
3	Public Interview Room	1		Doors, Doorways, & Gates	Circulation		Maneuvering clearance(s) not provided	-	Remove storage to maintain the required 18" min. clear floor space on the pull side of the door.	1	Labor	\$0
Elevator												
4	Level E Elevator Entrance	1		Elevator	Interior		Tactile stars not provided at main entry level	-	Provide a tactile star on both sides of jambs at main floor. At other floors, provide appropriate number.	2	96	\$192




**Town of Randolph
Randolph Police Station**

ID	Location	Floor	Room	Element	Type	Photo	Issues	Current Measure	Recommendations	Quantity	Price	Cost Estimation
Signage												
5	Main Entrance	Ext.		Signage	Designation		Raised characters not provided on sign Braille not provided on sign	- -	Provide text with raised characters duplicated in braille on sign.	1	-	\$0
Assembly Area												
6	Roll Call and Training Room	1		Assembly Area	N/A		Assistive listening devices not provided	-	If audible communication is integral to the use of the space, provide an assistive listening system.	1	1214	\$1214
Detention Facilities												
7	By Entrance to Holding Cells	1		Detention Facilities	N/A		Clear floor space not provided at emergency shower	-	Relocate trash bins to ensure a 30" min. by 48" min. clear floor space is provided at the emergency shower.	1	Labor	\$0
Toilet & Bathing Rooms												
Lavatory												
8	Men's and Women's Toilet Rooms Near Break Room	1		Lavatory	N/A		Mirror above lavatory w/reflective surface > 40"	43"	Lower mirror so that the bottom surface is at 40" max. above the finished floor. Relocate paper towel dispenser so it is not mounted above the rear grab bar.	2	609	\$1218

**Town of Randolph
Randolph Police Station**

ID	Location	Floor	Room	Element	Type	Photo	Issues	Current Measure	Recommendations	Quantity	Price	Cost Estimation
9	Single-User Toilet Room by the Lobby Area	1		Lavatory	461		Mirror above lavatory w/reflective surface > 40"	46"	Lower mirror so that the bottom surface is at 40" max. above the finished floor.	1	256	\$256
Single-User Toilet												
10	Women's Toilet Room Near Break Room	1		Single-User Toilet	N/A		Side or rear grab bar < 33" or > 36" high	31"	Mount side grab bars 33"- 36" above the finished floor. Relocate trash can to maintain the required 60" min. maneuvering clearance at the toilet.	1	396	\$396
11	Men's Toilet Room Near Break Room	1		Single-User Toilet	N/A		Side or rear grab bar < 33" or > 36" high	31"	Mount side grab bars 33"- 36" above the finished floor.	1	396	\$396
12	Single-User Toilet Room by the Lobby Area	1		Single-User Toilet	N/A		Side or rear grab bar < 33" or > 36" high	30"	Mount grab bars 33"- 36" above the finished floor. Relocate trash can to maintain the required 60" min. maneuvering clearance at the toilet. Relocate paper towel dispenser so it is not mounted above the rear grab bar.	1	396	\$396
Additional Access												
Drinking Fountains												
13	Near Roll Call	1		Drinking Fountains	Low		No drinking fountain provided for standing users	-	Provide an additional drinking fountain for standing users or install a Hi-Lo drinking fountain.	1	4028	\$4028

**Town of Randolph
Randolph Police Station**

ID	Location	Floor	Room	Element	Type	Photo	Issues	Current Measure	Recommendations	Quantity	Price	Cost Estimation
Best Practice												
Bench												
14	Police Station Entrance	Ext.		Bench	N/A				Recommend providing a stable, firm and slip resistant surface adjacent to the bench so an individual in a wheeled mobility or similar device can sit with his or her shoulders aligned with someone seated on the bench.	1	-	\$0
Baby Changing Table												
15	Single-User Toilet Room by the Lobby Area	1		Baby Changing Table	N/A				When renovation occurs, recommend locating the baby changing table 48" max. above the finished floor.	1	-	\$0
Main Entrance												
16	Main Entrance	Ext.		Main Entrance	N/A				Recommend providing an automatic door. (IHCD team was told by the officers who took the survey team through the building that both the officers and some visitors would like an automatic door at the main entrance. While the exterior door did not require excessive opening force, some visitors have had difficulty with the door.)	1	-	\$0