





**Town of Randolph
Friendly Food Pantry**

ID	Location	Floor	Room	Element	Type	Photo	Issues	Current Measure	Recommendations	Quantity	Price	Cost Estimation
Approach and Entrance												
Off-Street Parking Lot or Garage												
1	Parking	Ext.		Off-Street Parking Lot or Garage	N/A		Total # of parking Total # of designated accessible parking spaces Total # of designated van accessible spaces Sign not provided Sign does not have the designation "Van Accessible" Sign bottom < 60" above finished grade	9 1 1 - - -	Ensure the sign at the car accessible space is located with the bottom of the sign 60" min. above the ground and the top 96" max. above the ground. At the van accessible space, include a sign with the International Symbol of Accessibility (ISA), and add the designation "Van Accessible".	1	-	\$0
Entrance												
2	Main Entrance, West Egress Door	Ext.		Entrance	Main Entrance		Closing speed not compliant	-	Adjust door closer so that from an open position of 90 degrees, the time required to move the door to a position of 12 degrees from the latch is 5 seconds min.	1	-	\$0
Access to Goods and Services												
Means of Egress												
3	Main Entrance, West Egress Door	1		Means of Egress	N/A		Tactile exit sign not provided Illuminated ISA symbol not provided (MAAB)	- -	Ensure tactile exit signs with raised characters and braille are provided at exit doors. Mount signs between 48" - 60" above the finished floor located on the latch side of the door. If the exit sign is replaced with an illuminated exit sign, provide an illuminated International Symbol of Accessibility (ISA).	1	432	\$432
Doors, Doorways, & Gates												
4	Main Entrance, West Egress Door	1		Doors, Doorways, & Gates	Emergency Egress		Maneuvering clearance(s) not provided	6.5"	Reverse the swing of the door and relocate the shelf to provide maneuvering clearance.	1	1884	\$1884